

Scaled data based on original data using
LM-79-08 Approved Method: Electrical and Photometric Measurements of Solid-
State Lighting Products

Test Report Prepared for
Cooper Lighting Solutions
(formerly Eaton)

Brand: McGRAW-EDISON

Report Number: P386162

Luminaire Tested: **GWC-SA1D-735-U-SL3-HSS**

Issue Date: 3/3/2020

Test Information

Test Method: LM-79-08
Report Number: P386162
TEST IS SCALED FROM IESNA LM-79-08 TEST DATA (G2-1903-205-23)
Test Lab: INNOVATION CENTER
Issue Date: 3/3/2020
Manufacturer: COOPER LIGHTING SOLUTIONS (FORMERLY EATON)
Product Line: MCGRAW-EDISON
Catalog Number: GWC-SA1D-735-U-SL3-HSS
Description: GALLEON WALL LUMINAIRE
(1) 70 CRI, 3500K, 1200mA LIGHTSQUARE WITH 16 LEDS AND TYPE III SPILL
LIGHT ELIMINATOR OPTICS WITH HOUSE SIDE SHIELD
Light Source: -
Ballast/Driver: ELECTRONIC DRIVER

Summary

Lumens per Lamp: N/A
Luminaire Lumens: 6650.9 lumens
Efficiency: N/A
Efficacy: 99.3 lumens/watt
Luminous Opening: Rectangular (W 0.5' x L: 0.5' x H: 0')
IES Classification: Type III - Medium
BUG Rating: B1 - U0 - G2

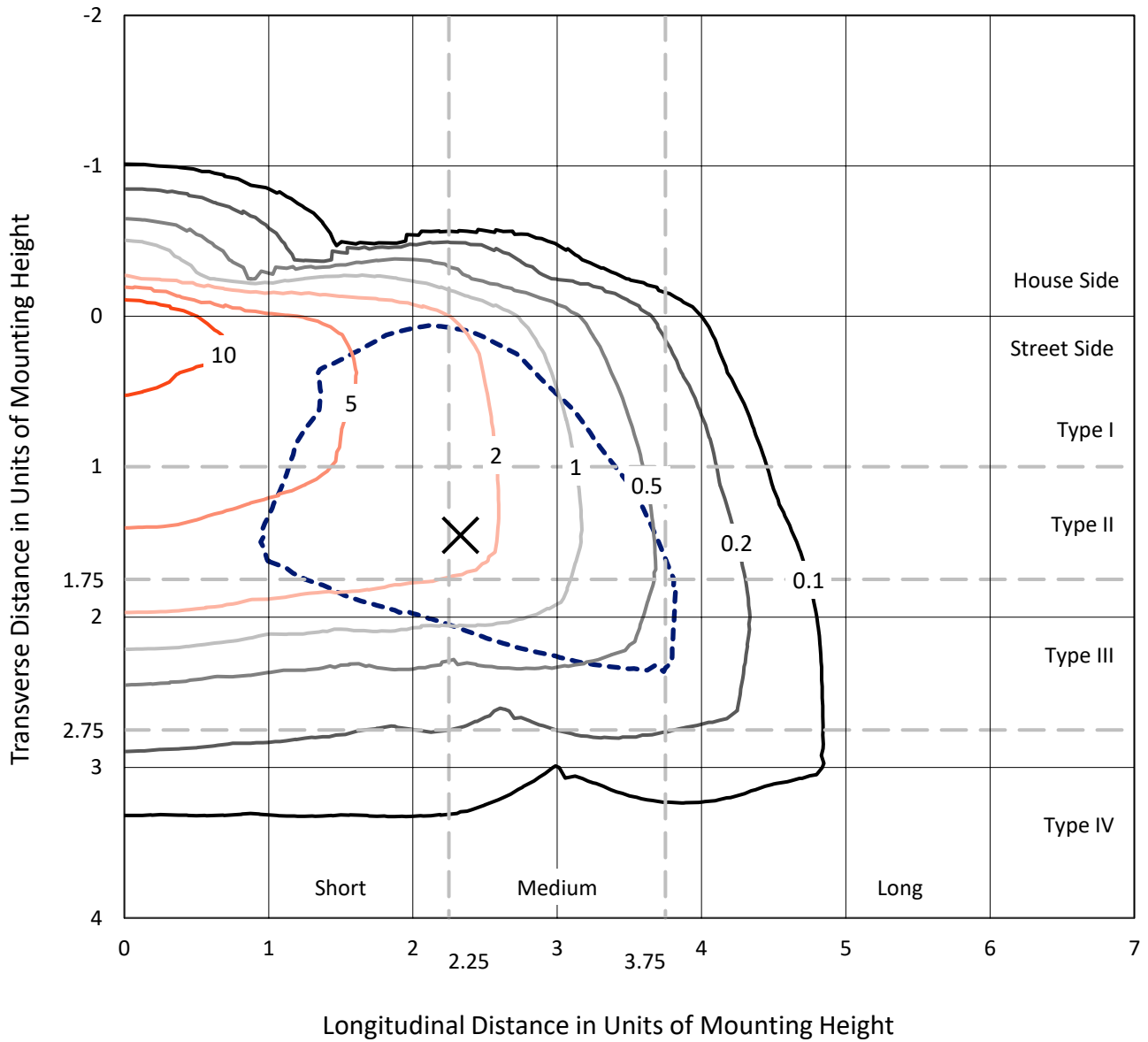
Input Watts (W): 67
Input Voltage (V): NR
Input Current (Ain): NR
Voltage Rise (V): NR
Power Factor: NR
Total Harmonic Distortion (THDi): NR
Frequency (hertz): 60
Stabilization Time: NR
Operation Time: NR
Ambient Temperature (°C): NR
Test Distance: 24 FT



REPORT NUMBER: P386162
 CATALOG NUMBER: GWC-SA1D-735-U-SL3-HSS

Iso-Footcandle Lines of Horizontal Illumination

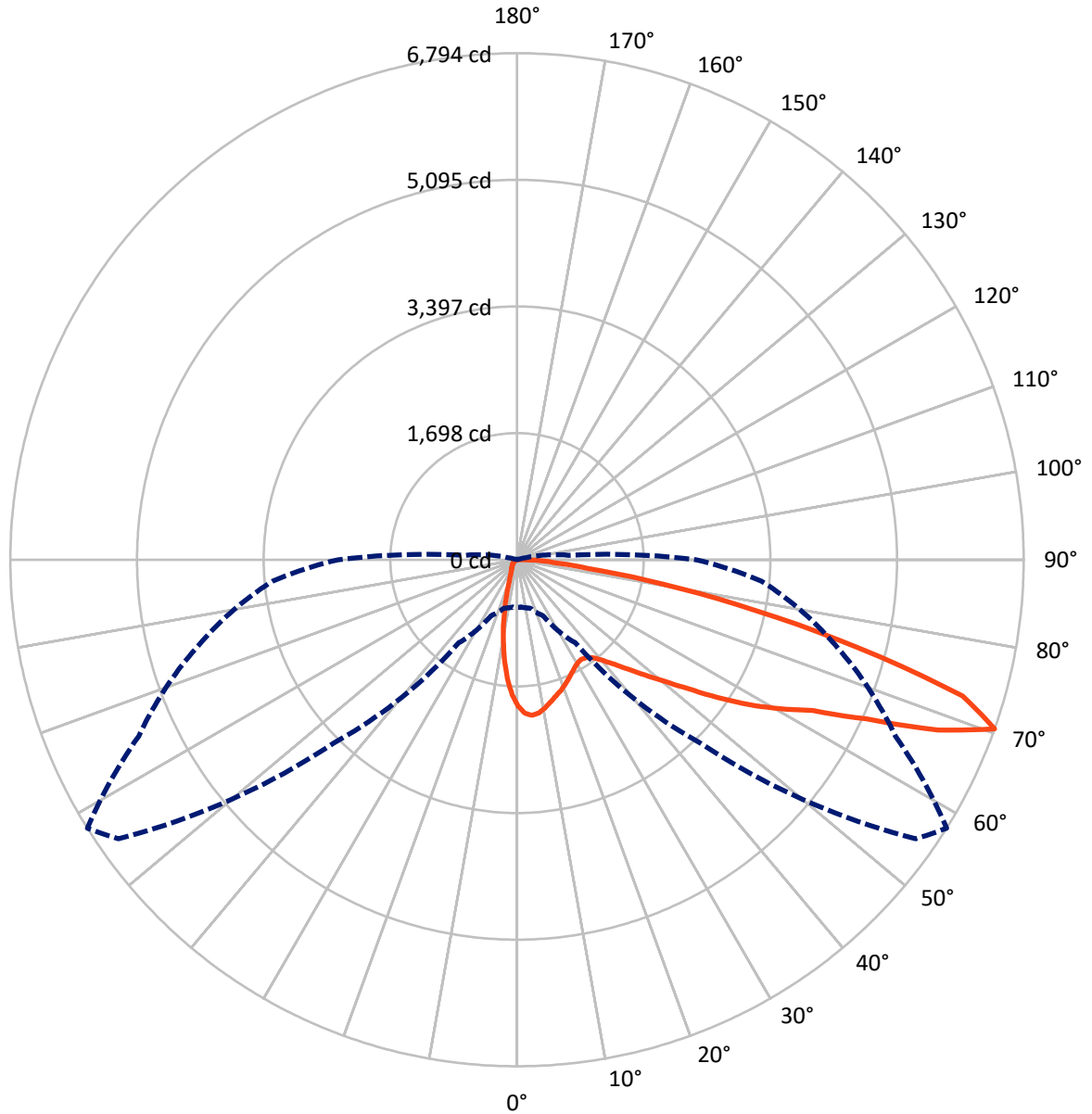
✕ Max cd
 - - - 1/2 Max cd



Based on 10 foot mounting height. Maximum calculated value = 20 fc
 Type III - Medium - N/A

REPORT NUMBER: P386162
CATALOG NUMBER: GWC-SA1D-735-U-SL3-HSS

Luminous Intensity Polar Plot



— Vertical Plane Through 58-Deg Lateral - - - Horizontal Cone Through 70-Deg Vertical

REPORT NUMBER: P386162

CATALOG NUMBER: GWC-SA1D-735-U-SL3-HSS

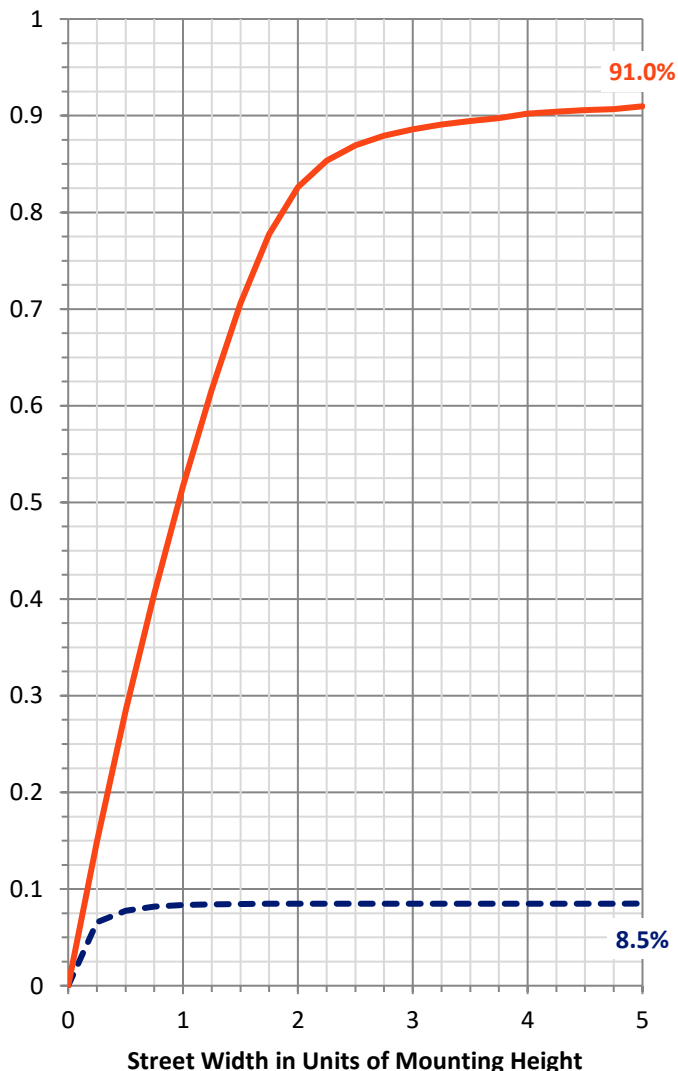
FLUX DISTRIBUTION:

		Downward	Upward	Total
House Side	Lumens	569.2	0.0	569.2
	% Fixture	8.6	0.0	8.6
Street Side	Lumens	6081.7	0.0	6081.7
	% Fixture	91.4	0.0	91.4
Total	Lumens	6650.9	0.0	6650.9
	% Fixture	100.0	0.0	100.0

ZONAL LUMENS:

Zone	Lumens	% Fixture
0°-10°	160.7	2.4
10°-20°	337.2	5.1
20°-30°	443.3	6.7
30°-40°	587.1	8.8
40°-50°	877.5	13.2
50°-60°	1405.7	21.1
60°-70°	1771.9	26.6
70°-80°	955.8	14.4
80°-90°	111.9	1.7
90°-100°	0.0	0.0
100°-110°	0.0	0.0
110°-120°	0.0	0.0
120°-130°	0.0	0.0
130°-140°	0.0	0.0
140°-150°	0.0	0.0
150°-160°	0.0	0.0
160°-170°	0.0	0.0
170°-180°	0.0	0.0
0°-90°	6650.9	100.0
0°-180°	6650.9	100.0

Coefficient of Utilization



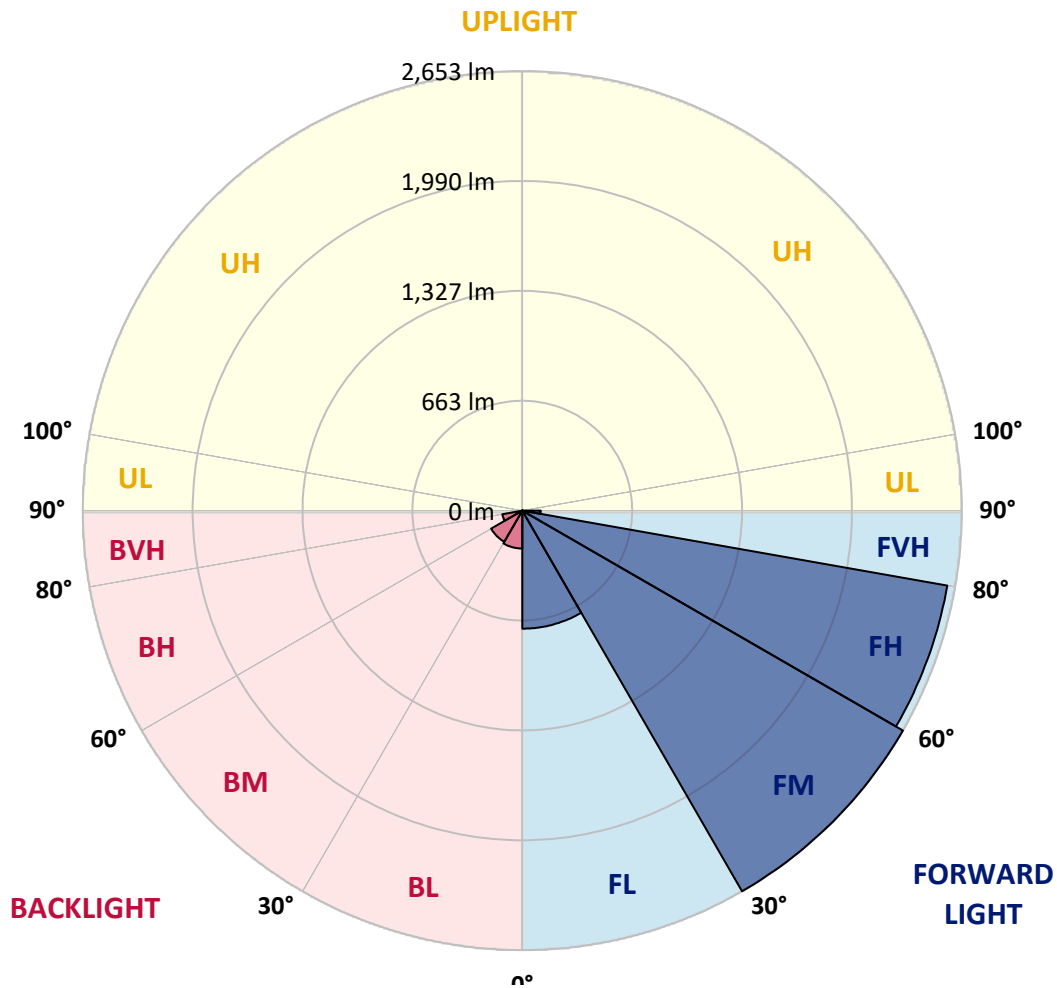
REPORT NUMBER: P386162

CATALOG NUMBER: GWC-SA1D-735-U-SL3-HSS

LUMINAIRE CLASSIFICATION SYSTEM LUMEN TABLE AND BUG RATING:

Zone	Lumens	% Fixture	Zone Rating/Lumen Limit		
			B	U	G
FL (0°-30°)	712.5	10.7			
FM (30°-60°)	2653.2	39.9			
FH (60°-80°)	2605.2	39.2			G2/5000
FVH (80°-90°)	110.9	1.7			G2/225
BL (0°-30°)	228.7	3.4	B1/500		
BM (30°-60°)	217.1	3.3	B0/220		
BH (60°-80°)	122.4	1.8	B1/500		G1/500
BVH (80°-90°)	1.0	0.0			G0/10
UL (90°-100°)	0.0	0.0		U0/0	
UH (100°-180°)	0.0	0.0		U0/0	

BUG Rating: B1-U0-G2
 Type III Medium





REPORT NUMBER: P386162

CATALOG NUMBER: GWC-SA1D-735-U-SL3-HSS

CANDELA DISTRIBUTION (FULL):

	0°	5°	15°	25°	35°	45°	55°	58°	65°	75°	85°
0°	1964.6	1964.6	1964.6	1964.6	1964.6	1964.6	1964.6	1964.6	1964.6	1964.6	1964.6
2.5°	2127.5	2122.3	2120.3	2117.0	2104.3	2091.8	2067.2	2060.4	2044.9	2008.0	1969.1
5°	2129.2	2128.9	2134.8	2133.4	2128.9	2123.1	2105.4	2096.3	2070.0	2017.4	1946.1
7.5°	2026.6	2031.8	2044.9	2055.4	2067.5	2083.3	2085.5	2076.6	2055.1	1998.4	1903.8
10°	1888.8	1897.2	1915.4	1936.2	1967.9	1999.5	2027.7	2026.6	2019.1	1963.2	1853.0
12.5°	1750.8	1760.5	1781.6	1812.3	1857.4	1908.8	1959.1	1966.1	1978.5	1931.8	1805.9
15°	1630.0	1638.3	1659.1	1696.6	1752.5	1821.7	1895.5	1908.2	1940.3	1907.2	1766.6
17.5°	1527.5	1532.6	1547.8	1589.6	1654.4	1738.2	1834.1	1859.0	1906.9	1887.8	1732.6
20°	1455.8	1456.6	1466.6	1495.9	1560.6	1654.4	1770.5	1806.2	1871.5	1871.2	1697.5
22.5°	1420.4	1417.6	1419.5	1436.4	1484.0	1574.4	1706.9	1749.2	1839.6	1857.1	1661.8
25°	1413.8	1411.5	1406.0	1408.2	1437.0	1504.4	1642.7	1691.7	1811.7	1848.5	1630.9
27.5°	1434.5	1436.7	1427.3	1417.4	1419.5	1459.1	1585.8	1642.4	1789.1	1848.5	1609.0
30°	1476.3	1477.4	1470.4	1457.5	1440.0	1446.4	1546.2	1602.9	1777.7	1861.2	1595.2
32.5°	1522.5	1528.5	1527.7	1517.2	1492.3	1466.6	1536.8	1588.5	1776.9	1889.4	1593.8
35°	1579.7	1586.6	1598.2	1596.0	1570.0	1527.7	1568.9	1609.6	1793.2	1935.9	1608.7
37.5°	1640.6	1651.1	1675.9	1687.8	1670.9	1623.1	1640.8	1669.9	1836.9	2011.1	1646.6
40°	1699.5	1711.3	1756.7	1803.4	1790.7	1741.4	1749.8	1773.0	1914.6	2119.3	1718.5
42.5°	1757.2	1774.9	1841.6	1918.4	1933.6	1894.4	1898.8	1917.4	2029.9	2268.1	1836.0
45°	1826.4	1846.3	1945.0	2039.9	2080.6	2063.4	2082.2	2094.4	2180.6	2464.7	1994.5
47.5°	1927.8	1950.8	2071.9	2180.1	2251.4	2262.5	2300.4	2308.4	2371.2	2693.6	2201.1
50°	2125.8	2132.2	2241.8	2339.9	2442.8	2509.2	2552.3	2558.4	2601.8	2944.0	2459.1
52.5°	2375.1	2379.2	2441.1	2507.0	2623.9	2759.5	2860.5	2869.0	2878.1	3187.8	2713.8
55°	2622.6	2622.0	2663.0	2701.7	2835.6	3032.5	3251.4	3256.7	3191.2	3419.3	2908.6
57.5°	2777.1	2792.1	2854.3	2904.1	3091.1	3343.6	3647.5	3666.8	3520.0	3590.8	3101.0
60°	2727.9	2735.1	2873.1	3057.4	3409.3	3785.8	4048.2	4053.2	3767.3	3762.0	3344.3
62.5°	2324.2	2328.0	2544.8	2924.6	3570.6	4359.4	4531.6	4450.6	4051.5	3999.6	3635.5
65°	1592.9	1618.1	1799.2	2268.5	3274.4	4719.1	5280.0	5145.9	4484.9	4341.9	3898.9
67.5°	938.1	932.8	1022.4	1368.1	2404.9	4480.2	6226.7	6093.4	5075.9	4571.2	3821.7
70°	640.8	637.2	671.5	828.3	1357.6	3475.5	6524.5	6793.6	5597.8	4416.8	3289.1
72.5°	457.4	459.4	510.0	643.6	852.3	2025.0	5610.7	6247.6	5434.3	3850.5	2500.1
75°	310.6	315.8	388.3	527.9	747.3	1030.1	3981.5	4749.3	4425.2	2798.5	1437.0
77.5°	167.0	172.8	258.3	425.4	675.6	715.7	2561.2	3268.6	2779.7	1258.0	416.5
80°	69.7	73.0	120.9	309.2	583.8	628.6	1507.0	1982.0	1184.5	248.1	92.9
82.5°	30.2	31.8	50.4	184.5	436.4	530.7	797.8	953.6	358.9	54.5	46.8
85°	5.8	6.1	20.8	97.6	278.5	299.5	517.1	506.9	161.2	23.5	34.0
87.5°	0.0	0.0	5.0	30.7	81.8	163.2	315.5	311.7	54.8	11.4	12.7
90°	0.0	0.0	0.0	0.0	0.0	0.0	0.0	0.0	0.0	0.0	0.0



REPORT NUMBER: P386162

CATALOG NUMBER: GWC-SA1D-735-U-SL3-HSS

CANDELA DISTRIBUTION (continued):

	90°	95°	105°	115°	125°	135°	145°	155°	165°	175°	180°
0°	1964.6	1964.6	1964.6	1964.6	1964.6	1964.6	1964.6	1964.6	1964.6	1964.6	1964.6
2.5°	1949.1	1930.1	1890.0	1840.5	1802.6	1760.8	1727.6	1685.6	1667.3	1668.2	1658.2
5°	1905.5	1866.2	1777.4	1665.5	1579.1	1490.1	1413.5	1337.1	1292.0	1277.4	1263.6
7.5°	1843.0	1780.7	1639.1	1466.6	1320.5	1177.8	1053.7	944.5	875.3	841.6	829.1
10°	1772.4	1685.1	1480.1	1252.8	1044.2	851.3	690.3	550.4	494.5	456.5	446.9
12.5°	1710.4	1592.1	1324.7	1033.5	786.0	553.1	399.6	312.5	274.6	259.6	257.2
15°	1652.1	1505.3	1175.1	834.9	544.3	340.4	254.2	224.6	215.7	213.2	213.2
17.5°	1597.1	1422.6	1028.8	639.4	360.1	238.7	210.4	203.8	201.0	200.7	201.0
20°	1539.6	1340.0	885.0	468.5	251.4	202.2	194.5	190.8	190.0	190.0	190.0
22.5°	1484.5	1257.2	745.0	334.6	201.6	184.5	180.6	178.1	177.3	177.0	176.4
25°	1431.7	1178.7	608.4	236.4	177.0	169.0	165.6	162.3	159.9	158.5	157.6
27.5°	1388.3	1108.7	481.3	189.8	159.9	152.9	148.8	143.8	137.7	135.0	133.9
30°	1353.8	1044.8	370.9	160.2	143.8	136.9	130.6	121.9	113.1	108.4	108.1
32.5°	1326.6	982.0	281.5	141.6	129.4	120.9	111.7	101.0	90.7	85.5	85.2
35°	1313.4	926.7	215.1	128.0	116.7	106.0	94.6	82.7	72.7	67.7	67.2
37.5°	1322.2	880.0	167.9	116.7	106.0	93.5	80.2	67.7	58.9	54.5	54.2
40°	1354.6	850.2	136.3	107.0	96.8	81.5	67.2	55.6	48.1	44.5	44.2
42.5°	1423.5	839.1	116.4	99.0	87.9	70.5	55.9	45.9	39.0	36.5	36.0
45°	1538.4	855.4	102.9	91.3	78.8	60.0	46.2	37.6	31.6	29.6	29.3
47.5°	1691.7	898.2	93.2	83.8	70.5	50.6	38.4	30.4	25.7	23.8	23.5
50°	1889.1	966.3	85.2	76.4	62.8	42.8	31.8	24.0	19.9	18.5	18.5
52.5°	2104.1	1047.3	78.0	69.4	55.0	35.7	25.7	18.5	15.8	14.1	14.1
55°	2281.6	1118.1	70.3	64.2	45.7	29.6	19.6	14.1	11.6	10.8	10.8
57.5°	2458.9	1193.6	61.4	55.0	36.5	24.0	14.9	10.5	8.5	8.0	8.0
60°	2688.6	1285.9	52.8	44.8	28.7	18.2	11.1	7.4	6.4	6.1	6.1
62.5°	2941.4	1340.1	45.1	36.0	22.4	13.5	8.0	5.0	4.7	4.7	4.4
65°	3096.1	1263.6	37.9	28.7	17.4	10.2	5.3	3.6	4.1	3.9	3.3
67.5°	2898.9	989.3	31.0	22.4	13.5	7.7	3.3	2.4	4.4	3.6	2.7
70°	2400.2	692.5	24.0	15.8	10.8	6.7	2.3	1.7	4.7	3.6	2.3
72.5°	1796.2	463.5	19.1	10.5	8.0	5.8	2.0	0.8	4.1	3.0	2.0
75°	981.5	186.7	15.2	6.7	5.0	4.1	1.4	0.6	2.7	2.3	1.4
77.5°	258.3	49.2	11.1	4.4	2.7	1.7	0.8	0.3	1.4	1.1	0.6
80°	65.9	19.1	7.2	3.0	2.0	0.8	0.0	0.0	0.3	0.0	0.0
82.5°	35.1	8.0	4.4	2.3	1.1	0.0	0.0	0.0	0.0	0.0	0.0
85°	26.6	5.3	2.4	1.4	0.3	0.0	0.0	0.0	0.0	0.0	0.0
87.5°	10.2	1.7	0.8	0.0	0.0	0.0	0.0	0.0	0.0	0.0	0.0
90°	0.0	0.0	0.0	0.0	0.0	0.0	0.0	0.0	0.0	0.0	0.0

Signify Classified - Internal
Cooper Lighting Solutions Photometric Lab
1121 Highway 74 South
Peachtree City, GA 30269

Scaled Data Report



Report Generated By 670245982

Signify Classified - Internal
Cooper Lighting Solutions Photometric Lab
1121 Highway 74 South
Peachtree City, GA 30269

Scaled Data Report



Signify Classified - Internal
Cooper Lighting Solutions Photometric Lab
1121 Highway 74 South
Peachtree City, GA 30269

Scaled Data Report



Signify Classified - Internal
Cooper Lighting Solutions Photometric Lab
1121 Highway 74 South
Peachtree City, GA 30269

Scaled Data Report



Signify Classified - Internal
Cooper Lighting Solutions Photometric Lab
1121 Highway 74 South
Peachtree City, GA 30269

Scaled Data Report



--- HS — SS

Signify Classified - Internal
Cooper Lighting Solutions Photometric Lab
1121 Highway 74 South
Peachtree City, GA 30269

Scaled Data Report



u

Signify Classified - Internal
Cooper Lighting Solutions Photometric Lab
1121 Highway 74 South
Peachtree City, GA 30269

Scaled Data Report



Signify Classified - Internal
Cooper Lighting Solutions Photometric Lab
1121 Highway 74 South
Peachtree City, GA 30269

Scaled Data Report



(END OF REPORT)